

**RUSH
WITT &
WILSON**



243 London Road, Bexhill-On-Sea, East Sussex TN39 4AH
Guide Price £195,000

A beautifully presented two bedroom ground floor flat with gas central heating system, private rear garden, kitchen/breakfast room, SHARE OF FREEHOLD, cloakroom, viewing comes highly recommended by RWW sole agents. Council Tax Band A.



Entrance Hallway

With entrance door, covered radiator, built in storage cupboard.

Living Room

11'4 x 14'9 (3.45m x 4.50m)

Bay window overlooks the front elevation, double radiator, cast iron Victorian fireplace.

Kitchen/Breakfast Room

12'2 x 9'8 (3.71m x 2.95m)

Modern fitted kitchen comprising a range of base and wall units with laminate straight edge worktops, single drainer sink unit with mixer tap, window to the rear elevation, breakfast bar, plumbing for washing machine, space for cooker, double radiator, space for fridge/freezer.

Bedroom One

9'10 x 14'8 (3.00m x 4.47m)

Bay window to the front elevation, double radiator, built in wardrobe cupboards, overhead storage cupboards.

Bedroom Two

12'3 x 9'7 (3.73m x 2.92m)

Windows overlook the rear elevation, fitted bedroom furniture comprising shelving, display top, built in wardrobe cupboards, book cases and overhead storage cupboards, covered radiator.

Bathroom

Suite comprising panelled bath with hand/shower attachment, shower screen and fixing, wc with low level flush, pedestal wash hand basin, chrome heating towel rail, window to the rear elevation, shelving.

Separate WC

With low level wc, obscured glass window to the rear elevation.

Outside**Rear Garden**

Private rear garden, enclosed by fencing, two trees, gate, a blank canvas for anyone who would like design there own dream garden.

Lease And Maintenance

Share of Freehold, there will be a brand new lease on the property, 1/3 maintenance as and when needed.

Agents Note

None of the services or appliances mentioned in these sale particulars have been tested. It should also be noted that measurements quoted are given for guidance only and are approximate and should not be relied upon for any other purpose.

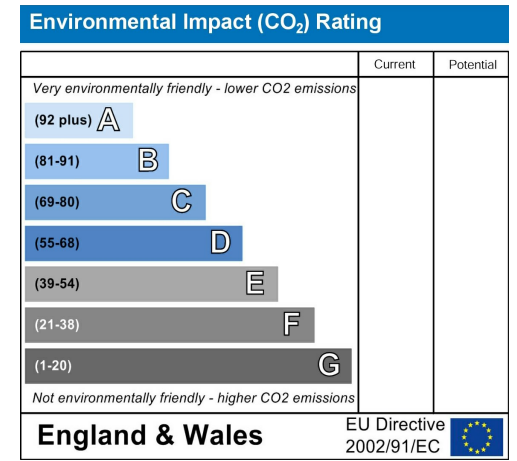
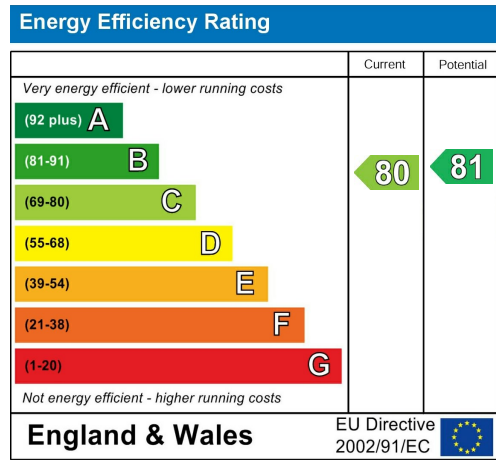
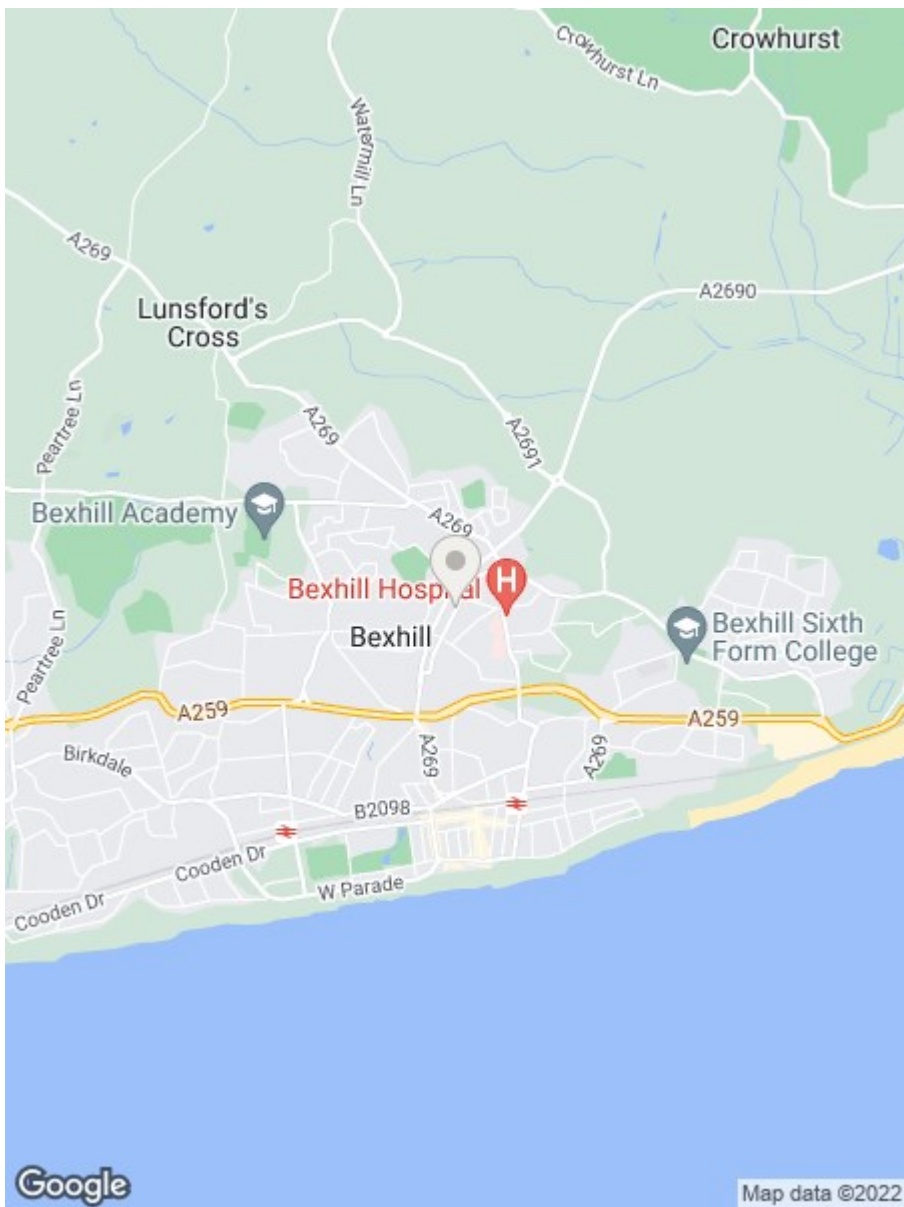


GROUND FLOOR
777 sq.ft. (72.2 sq.m.) approx.



TOTAL FLOOR AREA: 777 sq.ft. (72.2 sq.m.) approx.

Whilst every attempt has been made to ensure the accuracy of the floorplan contained here, measurements of doors, windows, rooms and any other items are approximate and no responsibility is taken for any error, omission or mis-statement. This plan is for illustrative purposes only and should be used as such by any prospective purchaser. The services, systems and appliances shown have not been tested and no guarantee as to their operability or efficiency can be given.
Made with Metropix ©2022



**RUSH
WITT &
WILSON**

Residential Estate Agents
Lettings & Property Management



3 Devonshire Road
Bexhill-on-Sea
East Sussex
TN40 1AH
Tel: 01424 225588
bexhill@rushwittwilson.co.uk
www.rushwittwilson.co.uk